



pleated cellular

pleated&cellular

Cruze Systems Provide *Superior* Window Covering Solutions for Pleated & Cellular Fabrics, presenting *innovative* and discreet solutions providing *optimum* light control.

The Cruze brand focuses on combining engineering and design to create a smooth, high-performance system for a better user experience. Cruze system aesthetics merge with precision engineering for ultimate functionality and luxury. Offering a versatile selection of blind operation systems, including tension, freehanging, FITtoFRAME™ and Perfect Fit options for pleated and cellular blinds. Our FITtoFRAME™ system includes patented interlocking brackets for a sleek, functional, and integrated blind solution.

Versatility

Cruze seamlessly blends functionality and design, offering operating systems that enhance both light control and



Effortlessly control light and privacy with this intuitive system. The fabric is securely attached to the headrail, allowing you to raise or lower it to your desired position.

Available in freehanging and tensioned.

Enjoy the ultimate flexibility with the TDBU system. Position the fabric anywhere within the window to allow light to enter from both the top and bottom while maintaining privacy.

Available in freehanging, tensioned, FITtoFRAME™ and Perfect Fit.

Experience dual-functionality with the D&N system, which combines two fabrics for maximum control. A delicate voile provides subtle light filtration during the day, while a second blackout fabric ensures complete light control when needed.

Available in freehanging and tensioned.



Designed for

The top down bottom up operation of the Cruze Pleated & Cellular System has been engineered with meticulous care to ensure the end user experiences a smooth and seamless operating system whilst offering

optimum light control and privacy. The versatility of this operation allows the fabric to be positioned at any point of the window. Light can flow through both the top and bottom of the window whilst maintaining privacy.



INTRODUCING

FITtoFRAME™

3 SIMPLE STEPS

1. **ATTACH** Brackets
2. **APPLY** Guides
3. **CLIP** Blind

FITtoFRAME™ in Minutes

Seamless integration ensures a quick and easy installation.

No Drilling Required

Patented* interlocking brackets that fit between the glass and the glazing beading, requiring no screws or drilling.

Frameless, Sleek Design

Compact, streamlined profile with colour-matched brackets, minimising window space for a sleek, unobtrusive appearance.



FITtoFRAME™ with Lexington Taupe



FITtoFRAME™ with Lexington Taupe

Features designed for modern living that provide *optimal operation* for window coverings.

ALSO AVAILABLE

Optional adhesive side guides

Refined Elements

Available in a variety of profile colours, including bright white, elegant anthracite, soft grey, nobel and timeless black.

Child Safety

Enhance child safety with a handle-operated mechanism, designed for safety which eliminates cords. The Cruze foldable handle is available as an optional upgrade.

Seamless Innovation

Cruze Pleated & Cellular Systems offer window solutions that seamlessly combine beauty and functionality for all window types, providing ultimate comfort and convenience. The design focuses on providing an integrated blind solution, with brackets fitting between the glass and glazing beading defining the final aesthetic.

*European Patent number 3992411

Why FITtoFRAME™



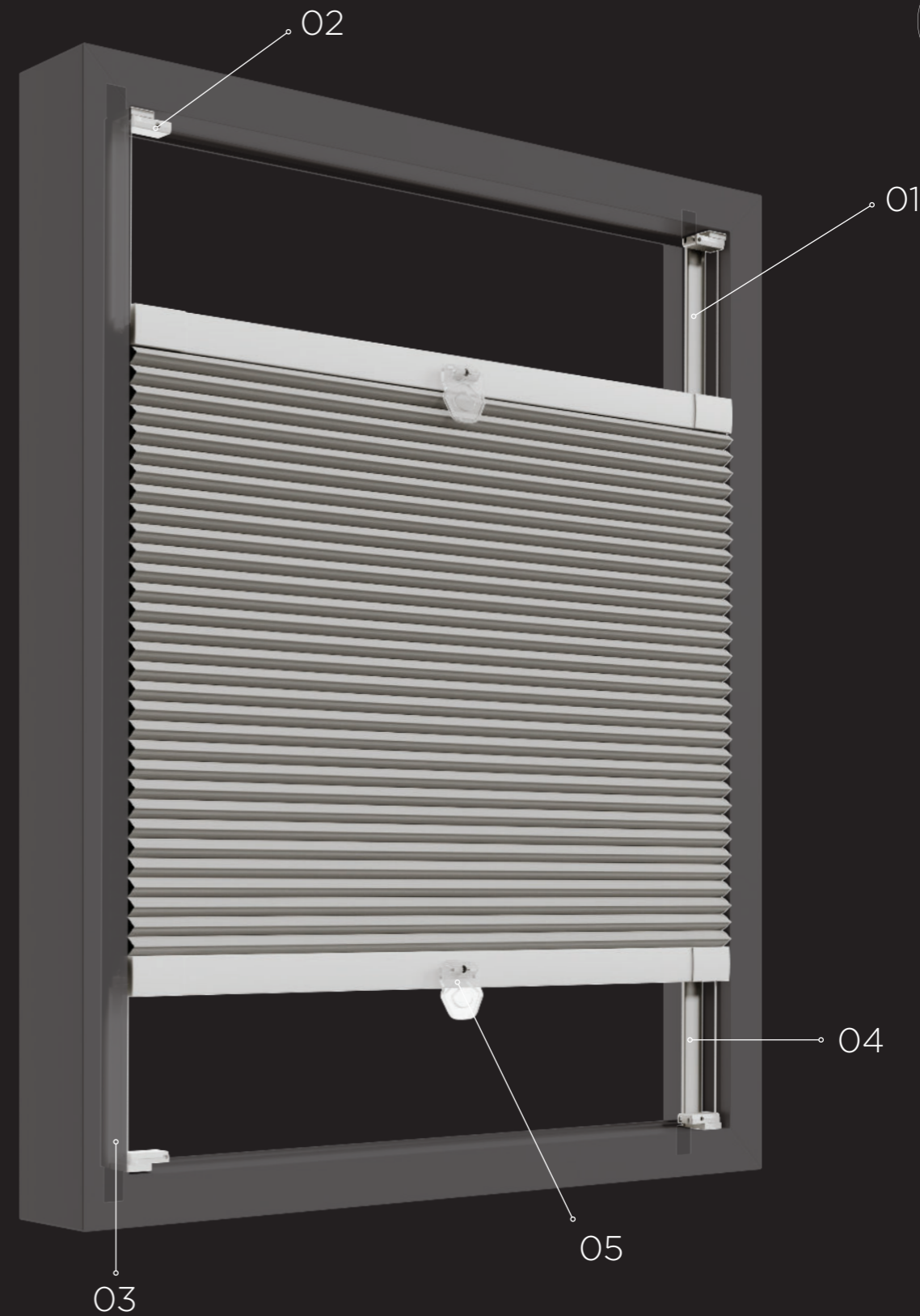
FITtoFRAME™ with Hudson Teal

Designed to integrate effortlessly with various doors and windows, allowing smooth operation without disrupting the blinds. Ideal for:

- Bi-fold and sliding doors
- Tilt and turn windows

Choose foldable handle for optimal performance.

Unifying beauty and functionality



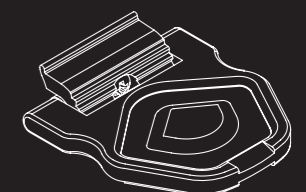
01
Side guides hold the fabric in position, perfect for doors or tilt and turn style windows.

02
Patented interlocking brackets for secure fixing.

03
Options for non-adhesive and adhesive side guides available.


04
Secure side guide enabling smooth and seamless movement.

05
Optional foldable handle.



Fabrics for *Everyday* Living

Cruze Pleated and Cellular combines with The Fabric Box Pleated and Softcell fabrics, offering a wide selection in style and choice, including water resistant fabrics with fire resistant properties.



FITtoFRAME™ with Lexington Blockout Terra



Softcell

Offering a range of 25mm cellular fabrics, each finely woven material forms elegant, layered folds that offer excellent light control, increased privacy, and energy-efficient benefits. Boasting a range of fabric properties that present benefits such as water resistance and flame retardant.



Pleated

The 20mm pleat presents a clean aesthetic whilst injecting a new dimension of style and texture to any room. The range includes plains, textures, and blockout fabrics as well as fabrics with a pearlised coating which optimally reflects light, energy-efficient benefits.



Water Resistant

Ensuring each delicate fold of the Softcell collection can endure everyday living. Tribeca, with its subtle design, has been manufactured with a water-resistant coating, presenting a stylish yet functional fabric ideal for areas of high moisture.



Fire Retardant

Coupled with blockout properties and contemporary tones, Softcell Soho boasts fire retardant properties, meeting BS 5867-2: 2008 Type B standards, providing a perfect choice for domestic or commercial blinds.

Selected Softcell fabrics are available as Wholesale

System

Option Name	Bottom Up	Top Down Bottom Up	Day & Night
Fixing Options	Universal Bracket	Universal Bracket	Universal Bracket
Control Type	Cord	Cord	Cord
Min Width x Max Width (mm)	300 x 2500	300 x 2500	300 x 2500
Min Drop x Max Drop (mm)	200 x 3000	200 x 3000	200 x 3000

Option Name	Top Down Bottom Up
Fixing Options	Beading Clips Tape
Control Type	Handle Handle
Min Width x Max Width (mm)	200 x 1500 200 x 1500
Min Drop x Max Drop (mm)	150 x 2300 150 x 2300

Option Name	Bottom Up	Bottom Up Bottom Bar	Top Down Bottom Up	Top Down Bottom Up Bottom Bar	Day & Night
Fixing Options	Universal Bracket & Tensioned Bracket	Universal Bracket	Tensioned Bracket	Universal Bracket	Universal Bracket & Tensioned Bracket
Control Type	Handle	Handle	Handle	Handle	Handle
Min Width x Max Width (mm)	200 x 1500	200 x 1500	200 x 1500	200 x 1500	200 x 1500
Min Drop x Max Drop (mm)	150 x 2300	150 x 2300	150 x 2300	150 x 2300	150 x 2300

Option Name	Top Down Bottom Up
Fixing Options	Under Glass Beading Konnect Tape
Control Type	Handle Handle
Min Width x Max Width (mm)	200 x 1500 200 x 1500
Min Drop x Max Drop (mm)	150 x 2300 150 x 2300



CRUZE

pleated&cellular